

Scaled data based on original data using
LM-79-08 Approved Method: Electrical and Photometric Measurements of Solid-
State Lighting Products

Test Report Prepared for
Cooper Lighting Solutions
(formerly Eaton)

Brand: McGRAW-EDISON

Report Number: P386405

Luminaire Tested: **GWC-SA2A-740-U-T4W**

Issue Date: 3/3/2020

Test Information

Test Method: LM-79-08
Report Number: P386405
TEST IS SCALED FROM IESNA LM-79-08 TEST DATA (G2-1903-205-18)
Test Lab: INNOVATION CENTER
Issue Date: 3/3/2020
Manufacturer: COOPER LIGHTING SOLUTIONS (FORMERLY EATON)
Product Line: MCGRAW-EDISON
Catalog Number: GWC-SA2A-740-U-T4W
Description: GALLEON WALL LUMINAIRE
(2) 70 CRI, 4000K, 615mA LIGHTSQUARES WITH 16 LEDS EACH AND TYPE IV WIDE OPTICS
Light Source: -
Ballast/Driver: ELECTRONIC DRIVER

Summary

Lumens per Lamp: N/A
Luminaire Lumens: 9658 lumens
Efficiency: N/A
Efficacy: 146.3 lumens/watt
Luminous Opening: Rectangular (W 1' x L: 0.5' x H: 0')
IES Classification: Type IV - Short
BUG Rating: B2 - U0 - G2

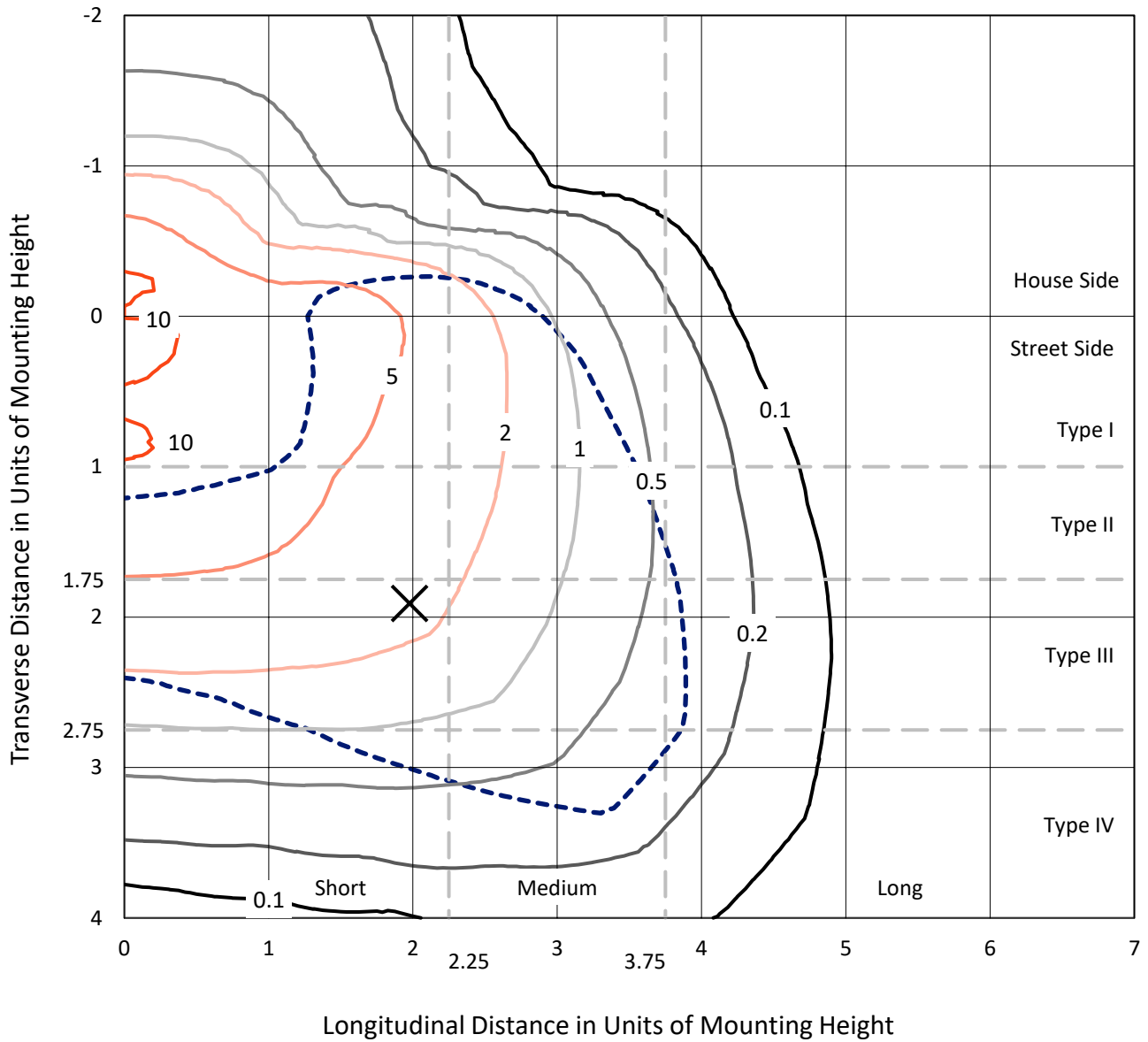
Input Watts (W): 66
Input Voltage (V): NR
Input Current (A_{in}): NR
Voltage Rise (V): NR
Power Factor: NR
Total Harmonic Distortion (THDi): NR
Frequency (hertz): 60
Stabilization Time: NR
Operation Time: NR
Ambient Temperature (°C): NR
Test Distance: 24 FT



REPORT NUMBER: P386405
 CATALOG NUMBER: GWC-SA2A-740-U-T4W

Iso-Footcandle Lines of Horizontal Illumination

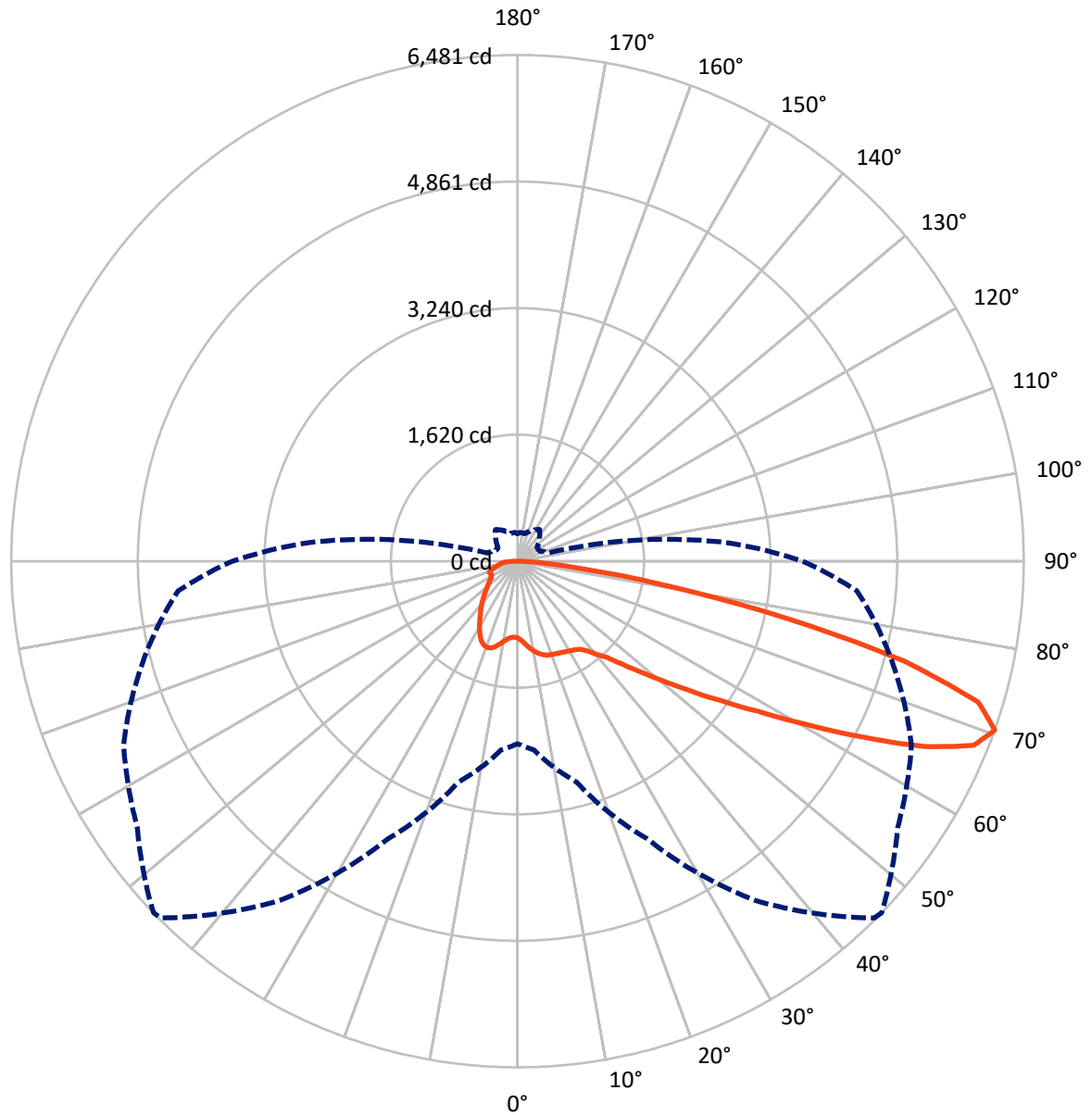
✕ Max cd
 - - - 1/2 Max cd



Based on 10 foot mounting height. Maximum calculated value = 12.3 fc
 Type IV - Short - N/A

REPORT NUMBER: P386405
CATALOG NUMBER: GWC-SA2A-740-U-T4W

Luminous Intensity Polar Plot



— Vertical Plane Through 46-Deg Lateral - - - Horizontal Cone Through 70-Deg Vertical

REPORT NUMBER: P386405

CATALOG NUMBER: GWC-SA2A-740-U-T4W

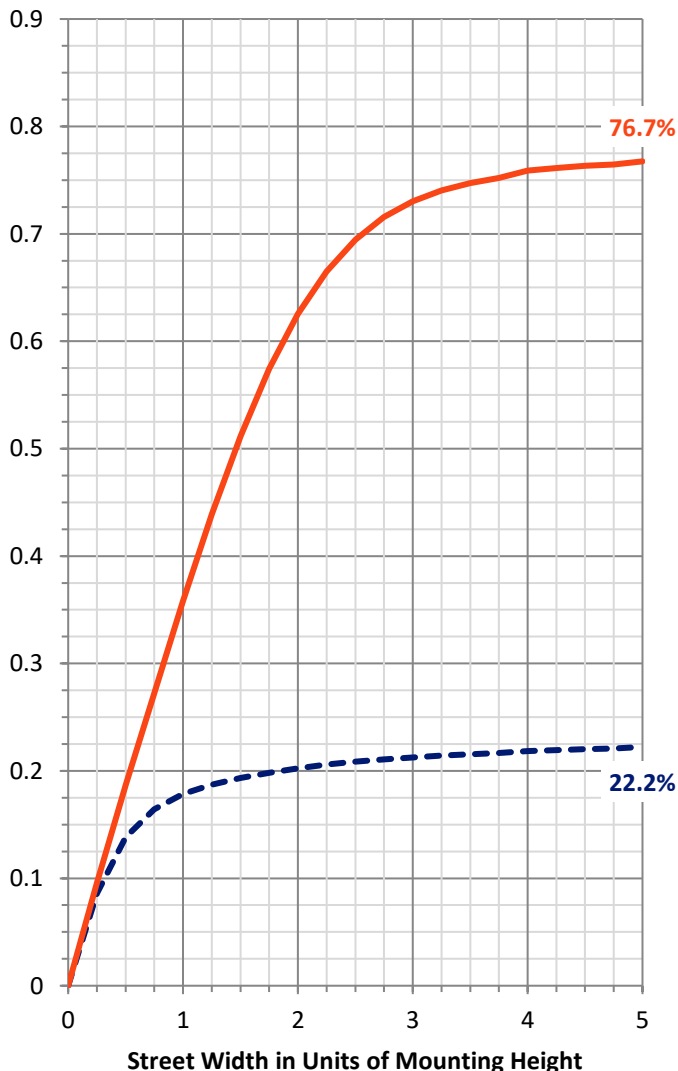
FLUX DISTRIBUTION:

		Downward	Upward	Total
House Side	Lumens	2213.6	0.0	2213.6
	% Fixture	22.9	0.0	22.9
Street Side	Lumens	7444.4	0.0	7444.4
	% Fixture	77.1	0.0	77.1
Total	Lumens	9658.0	0.0	9658.0
	% Fixture	100.0	0.0	100.0

ZONAL LUMENS:

Zone	Lumens	% Fixture
0°-10°	100.3	1.0
10°-20°	334.2	3.5
20°-30°	557.2	5.8
30°-40°	790.7	8.2
40°-50°	1163.1	12.0
50°-60°	1969.8	20.4
60°-70°	2796.1	29.0
70°-80°	1698.6	17.6
80°-90°	247.9	2.6
90°-100°	0.0	0.0
100°-110°	0.0	0.0
110°-120°	0.0	0.0
120°-130°	0.0	0.0
130°-140°	0.0	0.0
140°-150°	0.0	0.0
150°-160°	0.0	0.0
160°-170°	0.0	0.0
170°-180°	0.0	0.0
0°-90°	9658.0	100.0
0°-180°	9658.0	100.0

Coefficient of Utilization



REPORT NUMBER: P386405

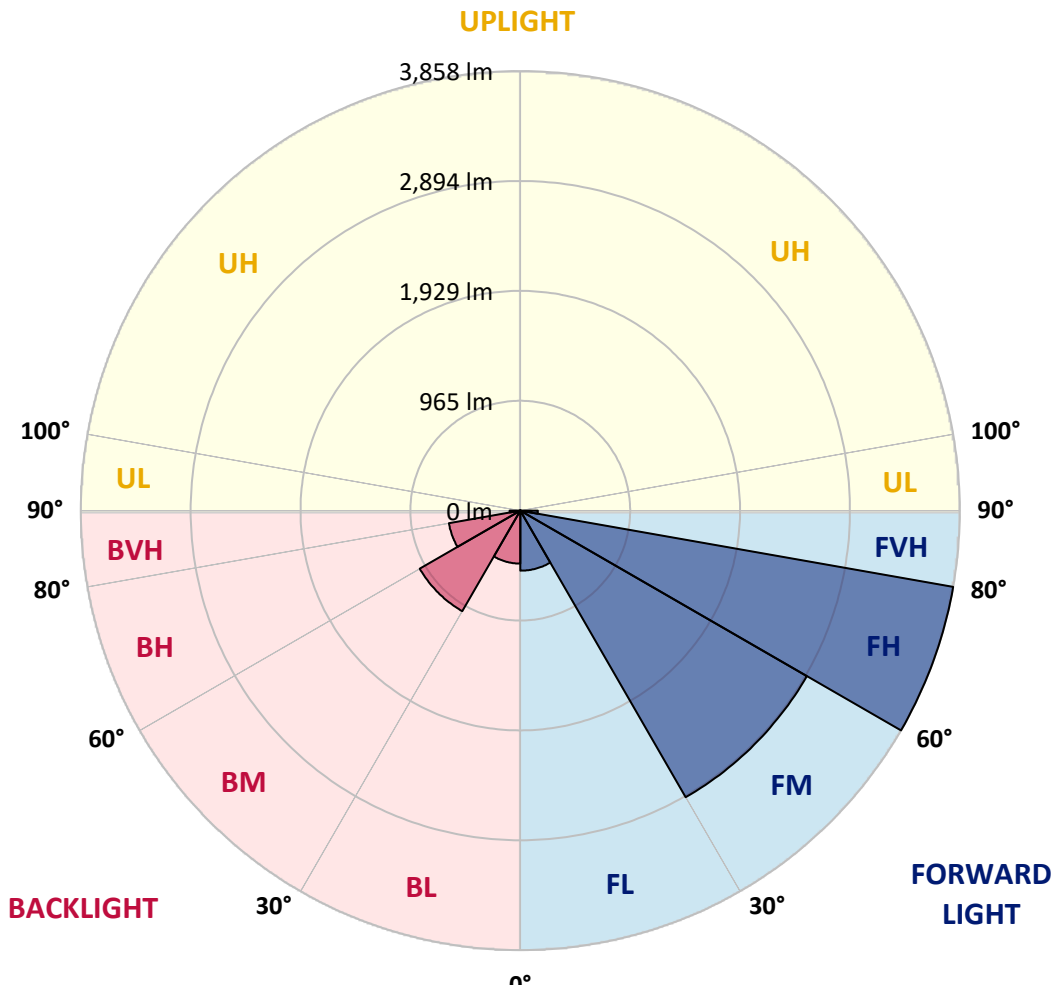
CATALOG NUMBER: GWC-SA2A-740-U-T4W

LUMINAIRE CLASSIFICATION SYSTEM LUMEN TABLE AND BUG RATING:

Zone	Lumens	% Fixture	Zone Rating/Lumen Limit		
			B	U	G
FL (0°-30°)	527.0	5.5			
FM (30°-60°)	2904.7	30.1			
FH (60°-80°)	3858.3	39.9			G2/5000
FVH (80°-90°)	154.4	1.6			G2/225
BL (0°-30°)	464.7	4.8	B1/500		
BM (30°-60°)	1019.0	10.6	B2/2500		
BH (60°-80°)	636.4	6.6	B2/1000		G2/1000
BVH (80°-90°)	93.5	1.0			G1/100
UL (90°-100°)	0.0	0.0		U0/0	
UH (100°-180°)	0.0	0.0		U0/0	

BUG Rating: B2-U0-G2

Type IV Short





REPORT NUMBER: P386405

CATALOG NUMBER: GWC-SA2A-740-U-T4W

CANDELA DISTRIBUTION (FULL):

	0°	5°	15°	25°	35°	45°	46°	55°	65°	75°	85°
0°	984.0	984.0	984.0	984.0	984.0	984.0	984.0	984.0	984.0	984.0	984.0
2.5°	1033.2	1033.9	1035.2	1031.9	1022.6	1020.0	1019.0	1009.4	1003.1	993.9	985.9
5°	1115.8	1116.5	1114.5	1105.3	1084.8	1069.6	1068.2	1046.4	1026.6	1005.4	989.6
7.5°	1202.1	1203.1	1196.8	1179.3	1150.5	1124.1	1122.4	1092.7	1062.6	1030.6	1006.8
10°	1278.5	1274.5	1264.2	1239.8	1205.7	1173.3	1172.0	1141.0	1106.3	1067.6	1035.9
12.5°	1329.4	1326.1	1312.8	1283.1	1245.7	1216.0	1213.3	1184.6	1150.9	1108.6	1070.6
15°	1357.4	1359.8	1341.9	1308.2	1271.8	1246.7	1244.4	1223.9	1193.8	1151.2	1107.6
17.5°	1361.1	1363.1	1345.9	1312.5	1282.8	1265.6	1264.6	1251.0	1229.2	1188.2	1142.6
20°	1339.9	1341.3	1327.0	1299.6	1280.1	1274.8	1274.5	1268.5	1252.3	1216.0	1171.7
22.5°	1309.2	1310.2	1299.9	1280.1	1273.5	1281.8	1284.1	1281.8	1270.2	1236.1	1194.5
25°	1301.6	1300.9	1290.4	1270.2	1275.8	1293.3	1296.3	1297.3	1289.4	1259.6	1223.6
27.5°	1338.3	1336.0	1315.8	1283.4	1287.0	1308.2	1312.2	1321.8	1316.8	1290.7	1256.6
30°	1444.4	1440.4	1399.1	1333.7	1315.8	1326.7	1331.7	1346.9	1347.9	1326.1	1300.6
32.5°	1623.5	1618.6	1544.5	1427.5	1364.4	1345.6	1350.2	1373.0	1385.2	1368.4	1340.9
35°	1849.9	1844.3	1747.1	1587.2	1445.7	1381.6	1384.9	1403.1	1427.5	1403.7	1367.4
37.5°	2085.9	2072.4	1978.8	1774.9	1574.9	1458.6	1458.6	1460.9	1472.5	1422.9	1398.4
40°	2320.6	2307.0	2222.4	1995.7	1742.2	1579.9	1572.3	1521.1	1511.8	1469.2	1460.9
42.5°	2538.7	2534.8	2484.9	2245.2	1938.5	1699.2	1688.6	1601.7	1603.7	1577.2	1577.6
45°	2770.8	2770.8	2730.1	2497.1	2167.2	1890.9	1880.3	1752.4	1772.3	1760.0	1789.4
47.5°	2960.1	2966.1	2960.5	2759.5	2433.3	2134.5	2115.3	1961.3	2016.8	2058.8	2144.4
50°	3153.5	3162.8	3163.7	3047.4	2754.9	2424.0	2402.2	2238.6	2362.6	2482.9	2651.1
52.5°	3434.1	3454.9	3372.0	3334.6	3148.9	2767.8	2746.3	2595.3	2802.2	2971.1	3260.9
55°	3694.2	3676.1	3616.9	3640.0	3570.6	3159.1	3142.9	3010.4	3292.0	3511.5	3887.9
57.5°	3835.0	3833.7	3893.2	3992.4	4025.4	3641.7	3628.1	3499.2	3844.3	4009.2	4476.6
60°	4000.3	4002.6	4150.0	4375.1	4511.3	4242.6	4236.6	4138.8	4380.7	4473.9	4938.3
62.5°	4023.4	4065.1	4318.9	4706.3	4966.1	4944.6	4957.8	4714.9	4860.6	4844.8	5283.0
65°	3757.4	3812.2	4271.7	4806.4	5418.2	5712.4	5724.6	5294.3	5239.1	5161.7	5406.3
67.5°	3212.0	3293.3	3792.4	4588.6	5567.3	6279.9	6297.1	5743.5	5553.1	5269.2	5109.5
70°	2337.4	2427.7	2930.1	3919.0	5301.6	6461.4	6480.9	5942.1	5565.0	4963.4	4361.9
72.5°	1412.0	1482.7	1896.9	2885.1	4474.6	6130.8	6165.5	5690.3	5080.8	4204.2	3220.9
75°	620.1	666.3	917.2	1662.5	3203.4	5072.5	5115.8	4870.6	4128.2	3055.3	1903.8
77.5°	264.1	277.3	376.1	722.2	1810.9	3466.2	3525.7	3558.7	2800.8	1662.5	804.5
80°	164.6	169.9	212.9	326.9	847.5	1946.8	2010.9	2093.9	1390.8	611.1	280.9
82.5°	100.1	106.1	141.5	197.7	441.2	882.5	913.2	971.7	539.7	264.1	145.4
85°	60.2	64.5	86.6	124.9	251.2	347.0	346.7	383.4	254.2	169.9	76.7
87.5°	28.8	32.1	46.3	64.8	126.6	130.2	122.0	138.2	154.4	111.4	38.7
90°	0.0	0.0	0.0	0.0	0.0	0.0	0.0	0.0	0.0	0.0	0.0



REPORT NUMBER: P386405

CATALOG NUMBER: GWC-SA2A-740-U-T4W

CANDELA DISTRIBUTION (continued):

	90°	95°	105°	115°	125°	135°	145°	155°	165°	175°	180°
0°	984.0	984.0	984.0	984.0	984.0	984.0	984.0	984.0	984.0	984.0	984.0
2.5°	983.3	982.0	977.7	974.4	973.7	971.7	970.1	971.1	972.4	972.7	972.7
5°	983.0	979.3	973.7	971.4	974.4	978.3	983.3	989.9	993.9	996.9	998.8
7.5°	998.8	991.9	985.6	984.3	990.2	1000.8	1012.1	1025.9	1035.5	1042.1	1043.5
10°	1025.3	1016.7	1010.4	1011.7	1022.3	1037.5	1053.4	1071.2	1085.8	1094.7	1095.3
12.5°	1055.7	1047.4	1041.5	1047.1	1064.6	1083.1	1099.6	1115.2	1128.4	1137.3	1137.3
15°	1090.7	1084.8	1077.8	1090.7	1114.5	1131.0	1138.0	1145.6	1152.9	1159.5	1158.1
17.5°	1124.4	1118.8	1115.2	1130.4	1155.2	1162.8	1158.1	1152.5	1152.5	1156.2	1156.8
20°	1153.5	1148.6	1150.9	1165.7	1178.6	1170.7	1153.5	1135.7	1128.4	1130.4	1132.4
22.5°	1179.0	1176.7	1183.6	1190.5	1181.3	1153.5	1121.8	1097.7	1088.7	1088.1	1088.7
25°	1208.7	1208.4	1217.0	1204.4	1163.4	1112.2	1069.6	1046.1	1041.1	1045.1	1051.7
27.5°	1245.7	1249.4	1253.7	1207.7	1127.1	1049.7	1006.4	990.2	995.2	1004.8	1011.1
30°	1293.0	1302.9	1293.7	1199.5	1074.9	978.3	937.0	932.4	946.0	959.5	966.1
32.5°	1338.9	1354.5	1332.0	1178.0	1007.4	902.7	870.6	869.3	885.8	899.0	908.3
35°	1376.0	1406.7	1360.8	1135.3	929.4	832.9	809.4	800.5	806.5	822.0	832.6
37.5°	1424.2	1475.4	1380.6	1070.2	844.8	775.4	748.0	727.5	722.2	728.5	733.8
40°	1512.5	1580.2	1389.8	979.3	762.2	717.9	690.1	660.1	639.2	624.0	624.4
42.5°	1656.6	1716.7	1383.9	868.9	685.8	661.7	630.3	595.6	561.9	527.5	524.9
45°	1890.6	1919.7	1366.0	751.9	618.7	602.9	573.5	538.7	493.8	454.8	451.2
47.5°	2265.1	2200.6	1338.3	649.8	559.6	553.0	525.9	485.9	438.3	406.9	404.2
50°	2775.7	2606.2	1324.7	568.5	507.3	509.3	487.2	444.9	399.9	376.8	374.1
52.5°	3386.5	3078.5	1350.8	505.7	465.4	472.3	455.8	416.1	378.4	360.3	357.6
55°	4020.1	3567.6	1378.9	460.1	425.7	439.3	433.6	400.9	366.9	350.0	347.7
57.5°	4562.5	3932.9	1322.7	423.1	390.3	411.5	416.5	391.3	360.9	345.7	343.1
60°	4903.9	4080.0	1175.3	388.4	362.3	389.4	406.5	388.7	363.2	361.9	359.9
62.5°	5065.9	4067.1	954.2	360.9	344.7	379.8	413.8	403.6	389.7	401.6	402.6
65°	4993.2	3872.7	710.6	342.8	332.2	383.4	435.6	431.7	397.3	409.2	410.8
67.5°	4514.6	3409.0	526.2	326.9	318.3	393.7	475.3	440.9	382.4	391.0	385.7
70°	3649.0	2702.7	405.9	309.0	304.1	392.3	493.1	435.3	366.2	368.2	354.0
72.5°	2516.3	1843.0	330.2	292.5	283.6	357.6	480.6	421.4	352.7	337.5	318.6
75°	1368.4	989.2	280.6	275.3	247.6	314.0	457.4	411.5	340.4	320.3	309.7
77.5°	538.4	410.5	243.6	251.9	216.5	277.3	431.7	392.7	323.6	297.1	291.9
80°	219.8	209.6	201.9	217.8	186.1	242.6	400.6	370.5	303.4	275.7	265.1
82.5°	124.6	130.2	157.0	171.9	151.0	223.4	385.7	352.7	279.3	246.9	234.3
85°	63.8	76.4	109.4	123.3	111.1	190.0	355.3	308.7	224.1	189.1	190.0
87.5°	30.7	42.6	69.1	77.3	72.1	137.5	265.4	223.8	174.5	138.2	133.9
90°	0.0	0.0	0.0	0.0	0.0	0.0	0.0	0.0	0.0	0.0	0.0

Signify Classified - Internal
Cooper Lighting Solutions Photometric Lab
1121 Highway 74 South
Peachtree City, GA 30269

Scaled Data Report



Report Generated By 670245982

Signify Classified - Internal
Cooper Lighting Solutions Photometric Lab
1121 Highway 74 South
Peachtree City, GA 30269

Scaled Data Report



Signify Classified - Internal
Cooper Lighting Solutions Photometric Lab
1121 Highway 74 South
Peachtree City, GA 30269

Scaled Data Report



Signify Classified - Internal
Cooper Lighting Solutions Photometric Lab
1121 Highway 74 South
Peachtree City, GA 30269

Scaled Data Report



Signify Classified - Internal
Cooper Lighting Solutions Photometric Lab
1121 Highway 74 South
Peachtree City, GA 30269

Scaled Data Report



--- HS — SS

Signify Classified - Internal
Cooper Lighting Solutions Photometric Lab
1121 Highway 74 South
Peachtree City, GA 30269

Scaled Data Report



u

Signify Classified - Internal
Cooper Lighting Solutions Photometric Lab
1121 Highway 74 South
Peachtree City, GA 30269

Scaled Data Report



Signify Classified - Internal
Cooper Lighting Solutions Photometric Lab
1121 Highway 74 South
Peachtree City, GA 30269

Scaled Data Report



(END OF REPORT)